




HOW TO DISASSEMBLE & CLEAN YOUR


SV-80




REMOVE (4) #10 SCREWS USING 1/8" ALLEN WRENCH FROM THE BOTTOM OF YOUR SV-8C MANIFOLD




WITH THE (4) #10 SCREWS REMOVED, THE LOWER MOUNTING BASE PLATES CAN BE REMOVED AND SET ASIDE




REMOVE (4) #10 SCREWS USING 9/64" ALLEN WRENCH FROM THE BOTTOM OF YOUR SV-8C MANIFOLD



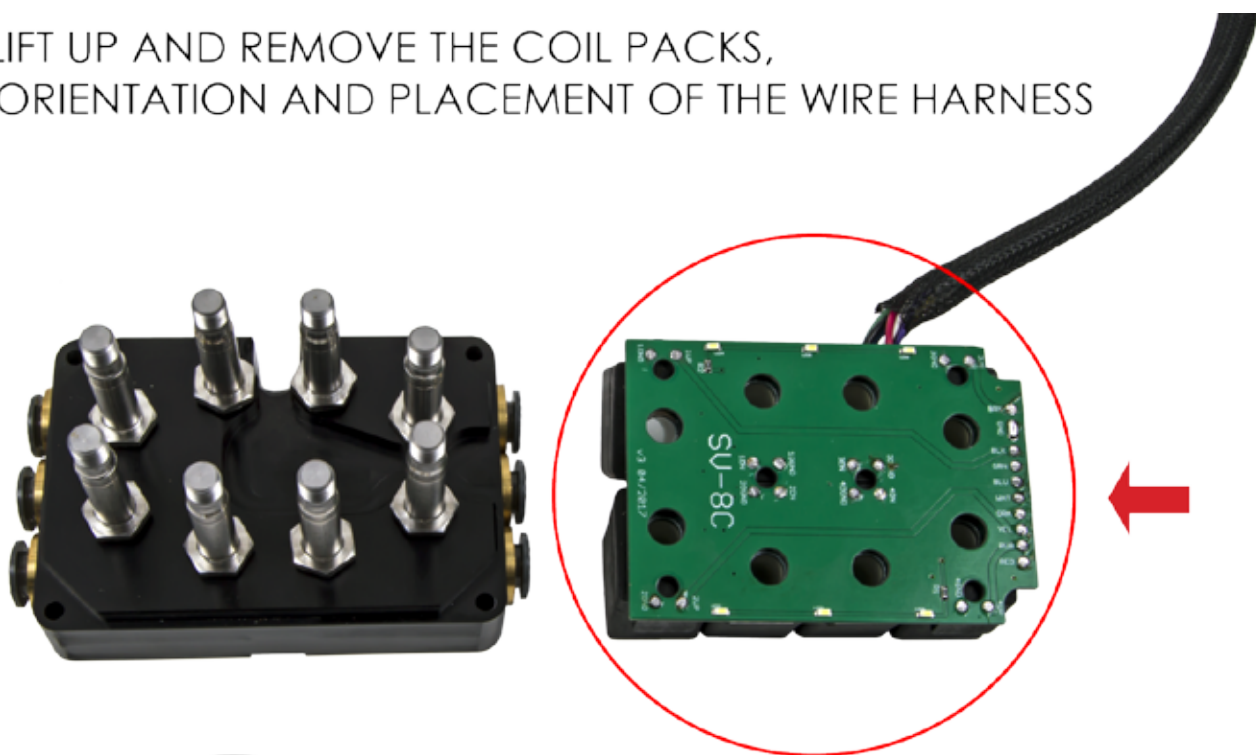
WITH THE (4) #10 SCREWS REMOVED, THE TOP CAP CAN BE CAREFULLY REMOVED AND SET ASIDE



USING A 1/2" SOCKET WRENCH CAREFULLY REMOVE THE (8) 8MM HEX NUTS AND FIBER WASHERS AND SET ASIDE



CAREFULLY LIFT UP AND REMOVE THE COIL PACKS, WATCH THE ORIENTATION AND PLACEMENT OF THE WIRE HARNESS



USING A 9/16" SOCKET WRENCH LOOSEN AND REMOVE (8) ARMATURES AND PLUNGERS. BE AWARE OF PLUNGERS AS THEY ARE SPRING LOADED



INSPECT MANIFOLD AND PLUNGERS FOR ANY DEBRIS, THAT MAY BE CAUSING AN ISSUE. WASH YOUR SV-8C MANIFOLD AND PLUNGERS WITH A MILD DISH SOAP AND WATER, RINSE WELL AND LET AIR DRY





HOW TO REASSEMBLE YOUR


SV-80




ADD WHITE LITHIUM GREASE ONTO THE THREADS OF THE ARMATURES, INSTALL THE ARMATURES AND PLUNGERS ONTO YOUR SV-8C MANIFOLD. USING A 9/16" SOCKET WRENCH TIGHTEN (8) ARMATURES



INSTALL THE COIL PACKS ONTO YOUR SV-8C MANIFOLD, ROUTE THE WIRE HARNESS THROUGH THE MANIFOLD AND KEEP WIRES CLEAR OF BEING PINCHED BETWEEN THE COILS AND ARMATURES




USINNG A 1/2" SOCKET WRENCH INSTALL (8) FIBER WASHERS AND 8MM HEX NUTS. "DO NOT OVER TIGHTEN"



MAKE SURE ALL WIRES ARE CLEAR AND NOT DAMAGED.
CAREFULLY REINSTALL YOUR SV-8C TOP CAP



INSTALL (4) #10 SCREWS USING A 9/64" ALLEN WRENCH.
"DO NOT OVER TIGHTEN". IF VALVE MUFFLERS WERE REMOVED REINSTALL
THEM NOW, THERE ARE (3) MUFFLERS PER EXHAUST PORT



REINSTALL THE MOUNTING BASE PLATE ONTO YOUR SV-8V MANIFOLD,
INSTALL (4) #10 SCREWS USING A 1/8" ALLEN WRENCH
"DO NOT OVER TIGHTEN"





AFTER CLEANING REINSTALL
YOUR SV-8C ONTO YOUR VEHICLE.
IF YOU ARE CONTINUING TO EXPERIENCE FURTHER ISSUES

PLEASE CONTACT US AT
INFO@SLAMSPECIALTIES.COM OR AT 559.348.9038