

SLAM SPECIALTIES

Model No. : 202035

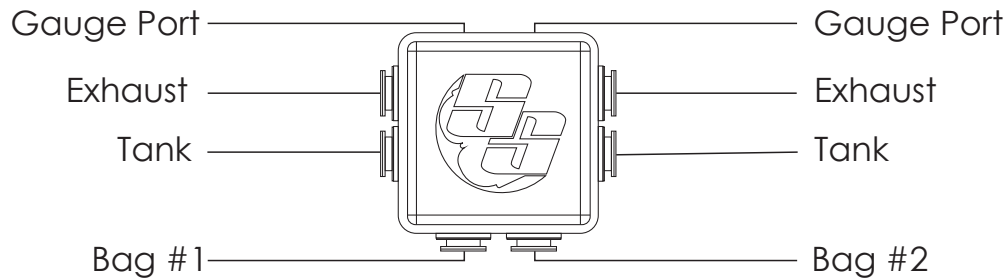
Made in USA

SV-4C-PTC Valve

Thank you for Purchasing the SV-4C by Slam Specialties
 This instruction sheet provides mounting dimensions and wiring color codes to simplify your installation of the valve. If you have any questions or concerns, please call 888-352-5225 or e-mail info@slamspecialties.com

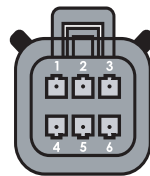
Product Contents:

- | | |
|--------------------------|------------------------------------|
| (1) SV-4C manifold valve | (2) 1/4"-20 x .625 Stainless bolts |
| (1) Wire harness | (2) 1/4" Washers |
| (1) 3/8" Port plug | (2) 1/8" NPT hex plugs |



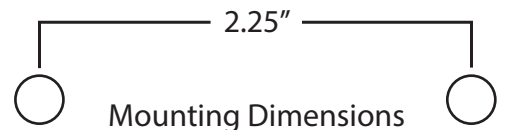
Only one inlet/tank port is required for valve to operate. **(See Recommendations below)**
 The second inlet can be plugged with the included port plug.

Technical date:
200 PSI Max operating pressure
(6) 3/8 Push-to-Connect fittings
(2) 1/8 NPT Gauge Ports w/hex plugs
Anodized 6061-T6 Aluminum manifold
Steel internal operators
(8) 13w 12v DC Solenoid Coils



- 1.) Ground — Black
- 2.) Up 2 — Green
- 3.) Up 1 — Yellow
- 4.) Blank
- 5.) Down 1 — Red
- 6.) Down 2 — Blue

Wiring		
Port	Function	Wire Color
1	Fill	Yellow
	Exhaust	Red
2	Fill	Green
	Exhaust	Blue
GROUND		Black



Harness wiring information

The SV-4 includes a short wiring harness that will plug into the connector on the valve wire that allows you to use any control system. The functions are color coded to the wire chart above.

Recommendations:

Water traps/Air filter are recommended between the air tank and the valve. One water trap/filter per inlet. If you are using one tank port on the valve, only one water trap/filter is necessary. Water trap/filter will help to prevent debris from the air system from entering the valve which could potentially cause the valve to not close fully.